
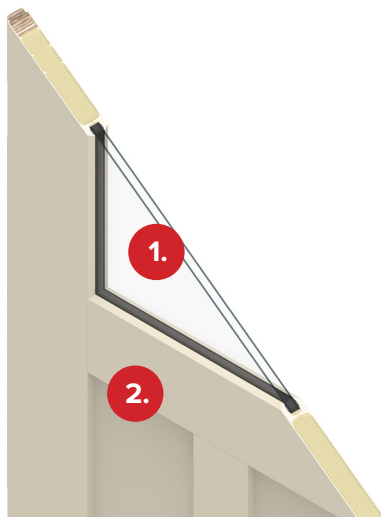


Therma-Tru's new Smooth-Star® Shaker style doors and sidelites combine simple designs with broad appeal. Featuring clean, simple lines with square recessed panels, these new designs bridge the gap between yesterday's styles and today's trends.




Smooth-Star® Shaker Style Door

Shaker style doors and sidelites come standard with flush-glazed glass. Built directly into the door during the manufacturing process, flush-glazed glass eliminates the need for a lite frame allowing more natural light into the home. The glass is surrounded by the door's polyurethane foam core providing durability, while a dual adhesive high-performance weather seal eliminates pathways for air and water infiltration.



1. Glass built directly into the door
2. Clean lines for a seamless appearance



3. High-performance seal to prevent air and water infiltration

Privacy and textured glass adds a simplistic yet decorative element to the entryway. Low-E glass enhances the Shaker styling of the door while adding the benefit of energy efficiency.



Chinchilla



Chord



Granite




Rainglass




Satin Etched

The new flat profile Simulated Divided Lites (SDL) complement the square recessed panels on the doors and sidelites. SDL bars are used to create 2, 3, 4, or 6 lite configurations for doors, or 2 lite configurations for sidelites to coordinate with existing window grid patterns on the home.




1 Lite




2 Lite



3 Lite



4 Lite



6 Lite

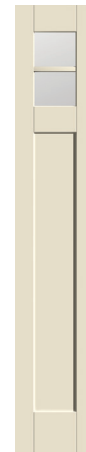
Available in 31 door styles in both 6'8" and 8'0" heights, Shaker style doors pair well with either a craftsman lite Shaker style flush-glazed sidelite or a full lite flush-glazed sidelite both available in 6'8" and 8'0" heights.



Full Lite



Craftsman Style 1 Lite



Craftsman Style 2 Lite

An optional 4 block dentil shelf can be added to Shaker style doors in order to complement architectural elements around the house. The craftsman lite 2 panel Shaker flush-glazed door is ideal for front, side, and back entry doors, while 2 panel craftsman Shaker doors deliver the Shaker aesthetic without glass and is ideal for utility door applications.



Smooth-Star Shaker style doors are backed by Therma-Tru's lifetime limited warranty and their exclusive flush-glazed fiberglass door replacement rider which provides protection in case of accidental glass breakage during construction or installation. Providing a seamless appearance by no longer needing a lite frame, Smooth-Star Shaker style doors and sidelites offer a clean, simple aesthetic with long-lasting performance.

